

**BCB FINANCE LIMITED**

October 13, 2015

**ESE SME PLATFORM,  
REGD OFFICE: 25<sup>TH</sup> FLOOR  
PHIROZE JEJEBHOY TOWERS,  
DALAL STREET,  
FORT, MUMBAI - 400 001**

**Scrip Code - 524109**

Dear Sir,

**Subject: Subscribing Shareholding Pattern for the half year ended 30<sup>th</sup> September, 2015**

Pursuant to Clause 37 of the SME Listing Agreement, we are enclosing herewith Shareholding Pattern of the Company as for the half year ended 30<sup>th</sup> September, 2015 as per required format.

Kindly acknowledge receipt.

Thanking you,

Yours faithfully,

**For BCB FINANCE LIMITED**




**SHAHENDRA APTE**

**DIRECTOR**

**PIN:00017814**

**Encl: As Above**



Introductory sub-table (I)(a)			
Name of the Company BCB FINANCE LIMITED			
Scrip Code, Name of the scrip, class of security: 534109			
Half Year ended: 30th September, 2015			
Partly paid-up shares:-	No. of partly paid-up shares	As a % of total no. of partly paid-up shares	As a % of total no. of shares of the company
Held by promoter/promoter group	0	0	0
Held by public	0	0	0
<b>Total - D</b>	<b>0</b>	<b>0</b>	<b>0</b>
Outstanding convertible securities:-	No. of outstanding securities	As a % of total no. of outstanding convertible securities	As a % of total no. of shares of the company, assuming full conversion of the convertible securities
Held by promoter/promoter group	0	0	0
Held by public	0	0	0
<b>Total - E</b>	<b>0</b>	<b>0</b>	<b>0</b>
Warrants:-	No. of warrants	As a % of total no. of warrants	As a % of total no. of shares of the company, assuming full conversion of warrants
Held by promoter/promoter group	0	0	0
Held by public	0	0	0
<b>Total - F</b>	<b>0</b>	<b>0</b>	<b>0</b>
<b>Total paid-up capital of the company, assuming full conversion of warrants and convertible securities</b>	<b>11502585</b>	<b>0</b>	<b>0</b>




**Statement Showing Shareholding Pattern**

Statement Showing Shareholding Pattern								
Category code	Category of Shareholder	Number of Shareholders	Table (I)(a)		Total shareholding as a percentage of total number of shares		Shares Pledged or otherwise encumbered	
			Total number of shares	Number of shares held in dematerialized form	As a percentage of (A+B) <sup>1</sup>	As a percentage of (A+B+C)	Number of shares	As a percentage
			(IV)	(V)	(VI)	(VII)	(VIII)	(IX)= (VIII)/(IV)*100
(A)	<b>Shareholding of Promoter and Promoter</b>							
1	<b>Indian</b>							
(a)	Individuals/ Hindu Undivided Family	0	0	0	0.00	0.00	0	0
(b)	Central Government/ State Government(s)	0	0	0	0.00	0.00	0	0
(c)	Bodies Corporate	1	6000000	6000000	52.16	52.16	0	0
(d)	Financial Institutions/ Banks	0	0	0	0.00	0.00	0	0
(e)	Any Others(Specify)	0	0	0	0.00	0.00	0	0
(e-i)	Directors	0	0	0	0.00	0.00	0	0
(e-ii)	Director Relatives	0	0	0	0.00	0.00	0	0
(e-iii)	Person Acting in Concern	0	0	0	0.00	0.00	0	0
	<b>Sub Total(A)(1)</b>	<b>1</b>	<b>6000000</b>	<b>6000000</b>	<b>52.16</b>	<b>52.16</b>	<b>0</b>	<b>0</b>
2	<b>Foreign</b>							
a	Individuals (Non-Residents Individuals/ Foreign Individuals)	0	0	0	0.00	0.00	0	0
b	Bodies Corporate	0	0	0	0.00	0.00	0	0
c	Institutions	0	0	0	0.00	0.00	0	0
d	Qualified Foreign Investor	0	0	0	0.00	0.00	0	0
e	Any Others(Specify)	0	0	0	0.00	0.00	0	0
e-i		0	0	0	0.00	0.00	0	0
e-ii		0	0	0	0.00	0.00	0	0
	<b>Sub Total(A)(2)</b>	<b>0</b>	<b>0</b>	<b>0</b>	<b>0.00</b>	<b>0.00</b>	<b>0</b>	<b>0</b>
	<b>Total Shareholding of Promoter and Promoter Group (A)= (A)(1)+(A)(2)</b>	<b>1</b>	<b>6000000</b>	<b>6000000</b>	<b>52.16</b>	<b>52.16</b>	<b>0</b>	<b>0</b>



(B)	Public shareholding							
1	Institutions							
(a)	Mutual Funds/ UTI	0	0	0	0.00	0.00	0	0
(b)	Financial Institutions / Banks	0	0	0	0.00	0.00	0	0
(c)	Central Government/ State Government(s)	0	0	0	0.00	0.00	0	0
(d)	Venture Capital Funds	0	0	0	0.00	0.00	0	0
(e)	Insurance Companies	0	0	0	0.00	0.00	0	0
(f)	Foreign Institutional Investors	0	0	0	0.00	0.00	0	0
(g)	Foreign Venture Capital Investors	0	0	0	0.00	0.00	0	0
(h)	Qualified Foreign Investor	0	0	0	0.00	0.00	0	0
(i)	Any Other (specify)	0	0	0	0.00	0.00	0	0
(i-i)		0	0	0	0.00	0.00	0	0
(i-ii)		0	0	0	0.00	0.00	0	0
	Sub-Total (B)(1)	0	0	0	0.00	0.00	0	0
							0	0
B 2	Non-institutions						0	0
(a)	Bodies Corporate	4	425000	425000	3.69	3.69	0	0
(b)	Individuals	0	0	0	0.00	0.00	0	0
I	Individuals -i. Individual shareholders holding nominal share capital up to Rs 1 lakh	50	163200	163200	1.42	1.42	0	0
II	ii. Individual shareholders holding nominal share capital in excess of Rs. 1 lakh.	3	4905580	4905580	42.65	42.65	0	0
(c)	Qualified Foreign Investor	0	0	0	0.00	0.00	0	0
(d)	Any Other (specify)	0	0	0	0.00	0.00	0	0
(d-i)	NRI (Repat & Non Repat)	0	0	0	0.00	0.00	0	0
(d-ii)	OCB's	0	0	0	0.00	0.00	0	0
(d-iii)	Trust	0	0	0	0.00	0.00	0	0
(d-iv)	Hindu Undivided Family	7	8805	8805	0.08	0.08	0	0
(d-v)	Employee	0	0	0	0.00	0.00	0	0
(d-vi)	Clearing Members	0	0	0	0.00	0.00	0	0
	Sub-Total (B)(2)	64	5502585	5502585	47.84	47.84	0	0
(B)	Total Public Shareholding (B)= (B)(1)+(B)(2)	64	5502585	5502585	47.84	47.84	0	0
	TOTAL (A)+(B)	65	11502585	11502585	100.00	100.00	0	0
(C)	Shares held by Custodians and against which Depository Receipts have been issued							
1	Promoter and Promoter Group	0	0	0		0.00	0	0
2	Public	0	0	0		0.00	0	0
	Sub-Total (C)	0	0	0		0	0	0
	GRAND TOTAL (A)+(B)+(C)	65	11502585	11502585		100.00	0	0



(I)(b) Statement showing holding of securities (including shares, warrants, convertible securities) of persons belonging to the category "Promoter and Promoter Group"

Sr. No.	Name of the shareholder	Details of Shares held		Encumbered shares (*)			Details of warrants		Details of convertible securities		Total shares (including underlying shares assuming full conversion of warrants and convertible securities) as a % of diluted share capital
		Number of shares held	As a % of grand total (A)+(B)+(C)	No.	As a percentage	As a % of grand total (A)+(B)+(C) of sub-clause (I)(a)	Number of warrants held	As a % total number of warrants of the same class	Number of convertible securities held	As a % total number of convertible securities of the same class	
(I)	(II)	(III)	(IV)	(V)	(VI)=(V)/(III)*100	(VII)	(VIII)	(IX)	(X)	(XI)	(XII)
1	CENTRUMDIRECT LIMITED	6000000	52.16	0	0.00	0.00	0	0	0	0	0
			0.00	0	0.00	0.00	0	0	0	0	0
<b>TOTAL</b>		<b>6000000</b>	<b>52.16</b>	<b>0</b>	<b>0.00</b>	<b>0.00</b>	<b>0</b>	<b>0</b>	<b>0</b>	<b>0</b>	<b>0</b>

(\*) The term "encumbrance" has the same meaning as assigned to it in regulation 28(3) of the SAST Regulations, 2011




**(I)(c)(i) Statement showing holding of securities (including shares, warrants, convertible securities) of persons belonging to the category "Public" and holding more than 1% of the total number of shares**

Sr. No.	Name of the shareholder	Number of shares held	Shares as a percentage of total number of shares {i.e., Grand Total (A)+(B)+(C) indicated in Statement at para (I)(a) above}	Details of warrants		Details of convertible securities		Total shares (including underlying shares assuming full conversion of warrants and convertible securities) as a % of diluted share capital
				Number of warrants held	As a % total number of warrants of the same class	Number of convertible securities held	% w.r.t total number of convertible securities of the same class	
1	BHARAT BAGRI	2521580	21.92	0	0	0	0	0
2	SHRIKANT VISHNU KANE	1832000	15.93	0	0	0	0	0
3	VARSHA DILIP UDANI	552000	4.80	0	0	0	0	0
4	ARYAMAN CAPITAL MARKETS LIMITED	413000	3.59	0	0	0	0	0
<b>TOTAL</b>		<b>5318580</b>	<b>46.24</b>	<b>0</b>	<b>0</b>	<b>0</b>	<b>0</b>	<b>0</b>




(I)(c)(ii) (including shares, warrants, convertible securities) of persons (together with v "Public" and holding more than 5% of the total number of shares of the company

Sr. No.	Name(s) of the shareholder(s) and the Persons Acting in Concert (PAC) with them	Number of shares	Shares as a percentage of total number of shares {i.e., Grand Total (A)+(B)+(C) indicated in Statement at para (I)(a) above}	Details of warrants		Details of convertible securities		Total shares (including underlying shares assuming full conversion of warrants and convertible securities) as a % of diluted share capital
				Number of warrants	As a % total number of warrants of the same class	Number of convertible securities held	% w.r.t total number of convertible securities of the same class	
1	BHARAT BAGRI	2521580	21.92	0	0	0	0	0
2	SHRIKANT VISHNU KANE	1832000	15.93	0	0	0	0	0
	<b>TOTAL</b>	<b>4353580</b>	<b>37.85</b>	<b>0</b>	<b>0</b>	<b>0</b>	<b>0</b>	



(D)(d) Statement showing details of locked-in shares				
Sr. No.	Name of the shareholder	Number of locked-in shares	Locked-in shares as a percentage of total number of shares (i.e., Grand Total (A)+(B)+(C) indicated in Statement at para (I)(a) above)	Promoter / Promoter Group / Public
1	NIL	0	0	0
	<b>TOTAL</b>	<b>0</b>	<b>0</b>	<b>0</b>





(II)(a)

Statement showing details of Depository Receipts (DRs)

Sr. No.	Type of outstanding DR (ADRs, GDRs, SDRs, etc.)	Number of outstanding DRs	Number of shares underlying outstanding DRs	Shares underlying outstanding DRs as a percentage of total number of shares {i.e., Grand Total (A)+(B)+(C) indicated in Statement at para (I)(a) above}
1	NIL	0	0	0.00
<b>TOTAL</b>		<b>0</b>	<b>0</b>	<b>0.00</b>



**(II)(b) Statement showing holding of Depository Receipts (DRs), where underlying shares held by "promoter/promoter group" are in excess of 1% of the total number of shares**

Sr. No.	Name of the DR Holder	Type of outstanding DR (ADRs, GDRs, SDRs, etc.)	Number of shares underlying outstanding DRs	Shares underlying outstanding DRs as a percentage of total number of shares (i.e., Grand Total (A)+(B)+(C) indicated in Statement at para (I)(a) above)
1	NIL	0	0	0
<b>TOTAL</b>		0	0	0

