


		Introductory sub-table (I)(a)		
Name of the Company BCB FINANCE LIMITED				
Scrip Code, Name of the scrip, class of security: 534109				
Half Year ended: 30th September, 2015				
	No. of partly paid-up shares	As a % of total no. of partly paid-up shares	As a % of total no. of shares of the company	
Partly paid-up shares:-				
Held by promoter/promoter group	0	0	0	
Held by public	0	0	0	
Total - D	0	0	0	
Outstanding convertible securities:-				
Held by promoter/promoter group	0	0	0	
Held by public	0	0	0	
Total - E	0	0	0	
Warrants:-				
	No. of warrants	As a % of total no. of warrants	As a % of total no. of shares of the company, assuming full conversion of warrants	
Held by promoter/promoter group	0	0	0	
Held by public	0	0	0	
Total - F	0	0	0	
Total paid-up capital of the company, assuming full conversion of warrants and convertible securities				
	11502585	0	0	



Statement Showing Shareholding Pattern


Category	Category of Shareholder	Number of Shareholders	Table (I)(a)				Total shareholding as a percentage of total number of shares		Shares Pledged or otherwise encumbered	As a percentage
			Total number of shares	Number of shares held in dematerialized form	As a percentage of (A+B) ¹	As a percentage of (A+B+C)	Number of shares	(IX) = (VIII)/(IV)*100		
(I)	(II)	(III)	(IV)	(V)	(VI)	(VII)	(VIII)	(IX)		
(A)	Shareholding of Promoter and Promoter									
1	Indian									
(a)	Individuals/ Hindu Undivided Family	0	0	0	0.00	0.00	0	0		
(b)	Central Government/ State Government(s)	0	0	0	0.00	0.00	0	0		
(c)	Bodies Corporate	1	6000000	6000000	52.16	52.16	0	0		
(d)	Financial Institutions/ Banks	0	0	0	0.00	0.00	0	0		
(e)	Any Others(Specify)	0	0	0	0.00	0.00	0	0		
(e-i)	Directors	0	0	0	0.00	0.00	0	0		
(e-ii)	Director Relatives	0	0	0	0.00	0.00	0	0		
(e-iii)	Person Acting in Concern	0	0	0	0.00	0.00	0	0		
	Sub Total(A)(1)	1	6000000	6000000	52.16	52.16	0	0		
2	Foreign									
a	Individuals (Non-Residents Individuals/ Foreign Individuals)	0	0	0	0.00	0.00	0	0		
b	Bodies Corporate	0	0	0	0.00	0.00	0	0		
c	Institutions	0	0	0	0.00	0.00	0	0		
d	Qualified Foreign Investor	0	0	0	0.00	0.00	0	0		
e	Any Others(Specify)	0	0	0	0.00	0.00	0	0		
e-i		0	0	0	0.00	0.00	0	0		
e-ii		0	0	0	0.00	0.00	0	0		
	Sub Total(A)(2)	0	0	0	0.00	0.00	0	0		
	Total Shareholding of Promoter and Promoter Group (A)=(A)(1)+(A)(2)	1	6000000	6000000	52.16	52.16	0	0		



(1)(b) Statement showing holding of securities (including shares, warrants, convertible securities) of persons belonging to the category "Promoter and Promoter Group"

Sr. No.	Name of the shareholder	Details of Shares held		Encumbered shares (*)		Details of warrants		Details of convertible securities		Total shares (including underlying shares assuming full conversion of warrants and convertible securities) as a % of diluted share capital	
		Number of shares held	As a % of grand total (A)+(B)+(C)	No.	As a percentage (VI)=(V)/(III)*100	As a % of grand total (A)+(B)+(C) of sub-clause (I)(a)	Number of warrants held	As a % of total number of warrants of the same class	Number of convertible securities held		As a % of total number of convertible securities of the same class
(I)	(II)	(III)	(IV)	(V)	(VI)	(VII)	(VIII)	(IX)	(X)	(XI)	(XII)
1	CENTRUMDIRECT LIMITED	6000000	52.16	0	0.00	0.00	0	0	0	0	0
			0.00	0	0.00	0.00	0	0	0	0	0
TOTAL		6000000	52.16	0	0.00	0.00	0	0	0	0	0

(*) The term "encumbrance" has the same meaning as assigned to it in regulation 28(3) of the SAST Regulations, 2011



(D)(c)(i) Statement showing holding of securities (including shares, warrants, convertible securities) of persons belonging to the category "Public" and holding more than 1% of the total number of shares

Sr. No.	Name of the shareholder	Number of shares held	Shares as a percentage of total number of shares i.e., Grand Total (A)+(B)+(C) indicated in Statement at para (I)(a) above}	Details of warrants		Details of convertible securities		Total shares (including underlying shares assuming full conversion of warrants and convertible securities) as a % of diluted share capital
				Number of warrants held	As a % total number of warrants of the same class	Number of convertible securities held	% w.r.t total number of convertible securities of the same class	
1	BHARAT BAGRI	2521580	21.92	0	0	0	0	0
2	SHRIKANT VISHNU KANE	1832000	15.93	0	0	0	0	0
3	VARSHA DILIP UDANI	552000	4.80	0	0	0	0	0
4	ARYAMAN CAPITAL MARKETS LIMITED	413000	3.59	0	0	0	0	0
TOTAL		5318580	46.24	0	0	0	0	0




**(D)(c)(ii) (including shares, warrants, convertible securities) of persons (together with
y "Public" and holding more than 5% of the total number of shares of the company**

Sr. No.	Name(s) of the shareholder(s) and the Persons Acting in Concert (PAC) with them	Number of shares	Shares as a percentage of total number of shares {i.e., Grand Total (A)+(B)+(C) indicated in Statement at para (D)(a) above}	Details of warrants		Details of convertible securities			Total shares (including underlying shares assuming full conversion of warrants and convertible securities) as a % of diluted share capital
				Number of warrants	As a % total number of warrants of the same class	Number of convertible securities held	% w.r.t total number of convertible securities of the same class		
1	BHARAT BAGRI	2521580	21.92	0	0	0	0	0	0
2	SHRIKANT VISHNU KANE	1832000	15.93	0	0	0	0	0	0
	TOTAL	4353580	37.85	0	0	0	0	0	0



Statement showing details of locked-in shares				
(D)(d)				
Sr. No.	Name of the shareholder	Number of locked-in shares	Locked-in shares as a percentage of total number of shares i.e., Grand Total (A)+(B)+(C) indicated in Statement at Para (1)(a) above}	Promoter / Promoter Group / Public
1	NIL	0	0	0
	TOTAL	0	0	0



(II)(a)

Statement showing details of Depository Receipts (DRs)

Sr. No.	Type of outstanding DR (ADRs, GDRs, SDRs, etc.)	Number of outstanding DRs	Number of shares underlying outstanding DRs	Shares underlying outstanding DRs as a percentage of total number of shares {i.e., Grand Total (A)+(B)+(C) indicated in Statement at para (I)(a) above}
1	NIL	0	0	0.00
	TOTAL	0	0	0.00



(II)(b) Statement showing holding of Depository Receipts (DRs), where underlying shares held by "promoter/promoter group" are in excess of 1% of the total number of shares

Sr. No.	Name of the DR Holder	Type of outstanding DR (ADRs, GDRs, SDRs, etc.)	Number of shares underlying outstanding DRs	Shares underlying outstanding DRs as a percentage of total number of shares {i.e., Grand Total (A)+(B)+(C) indicated in Statement at para (I)(a) above}
1	NIL	0	0	0
TOTAL		0	0	0

